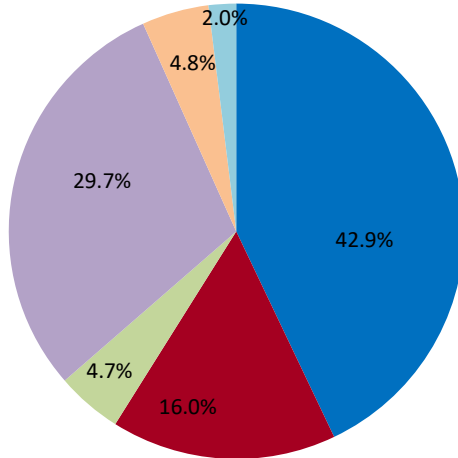




**Investment Allocation & Performance**  
**RSFF Managed Pool**  
as of June 30, 2023

Investment Allocation by Asset Category



	\$MM	% of Pool
US Equities	\$ 60.83	42.9%
Intl. Equities (Dvlpd)	\$ 22.64	16.0%
Intl Equities (Emerg)	\$ 6.63	4.7%
Bonds	\$ 42.02	29.7%
Real Assets/REITS	\$ 6.75	4.8%
Cash	\$ 2.77	2.0%
<b>Total</b>	<b>\$ 141.64</b>	<b>100.0%</b>
Total Equities	\$ 90.10	63.6%
Total Fixed Income	\$ 44.79	31.6%
Total Real Assets/REITS	\$ 6.75	4.8%

2023	Jan	Feb	Mar	1st Qtr	Apr	May	Jun	2nd Qtr	1st Half
Total RSFF Pool Return	5.51%	-2.74%	0.59%	3.22%	0.86%	-2.54%	4.07%	2.29%	5.59%
ACWI/Bloomberg Agg/MSCI RE 25-50	5.85%	-2.98%	2.50%	5.26%	0.97%	-1.39%	3.57%	3.13%	8.55%
FAOG Same Size Median	N/A	N/A	N/A	5.10%	N/A	N/A	N/A	3.60%	8.70%

2023	Jul	Aug	Sep	3rd Qtr	Oct	Nov	Dec	4th Qtr	YTD
Total RSFF Pool Return	0.00%	0.00%	0.00%	0.00%	0.00%	0.00%	0.00%	0.00%	5.59%
ACWI/Bloomberg Agg/MSCI RE 25-50	0.00%	0.00%	0.00%	0.00%	0.00%	0.00%	0.00%	0.00%	8.55%
FAOG Same Size Median	N/A	N/A	N/A	N/A	N/A	N/A	N/A	N/A	N/A

2022	1st Qtr	2nd Qtr	3rd Qtr	4th Qtr	YTD
Total RSFF Pool Return	-4.30%	-9.98%	-5.18%	7.90%	-11.86%
ACWI/Bloomberg Agg/MSCI RE 25-50*	-5.79%	-12.19%	-6.49%	6.53%	-17.59%
FAOG Same Size Median	-5.40%	-12.60%	-5.80%	7.70%	-14.90%

All information provided herein is obtained from sources believed to be reliable, but no guarantee is made with respect to its accuracy, nor does it suggest a guarantee of future performance or constitute a recommendation or investment advice.

[illegible]

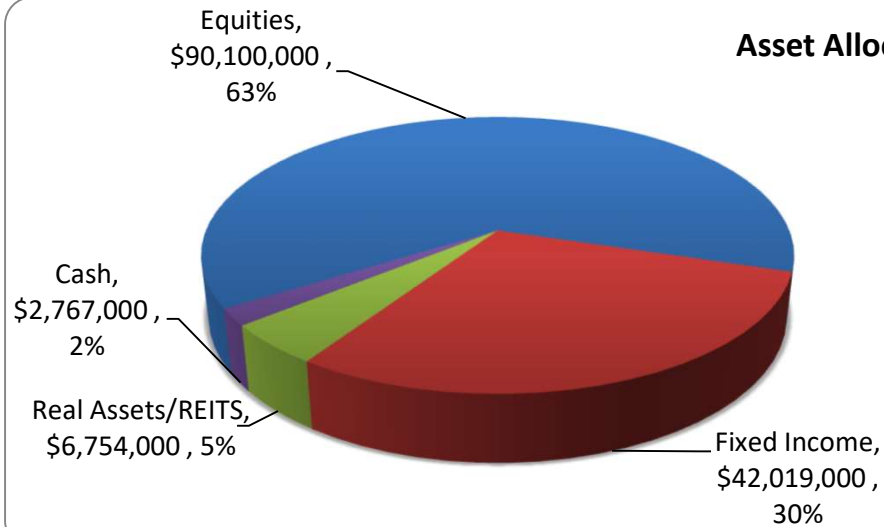


# Rancho Santa Fe FOUNDATION

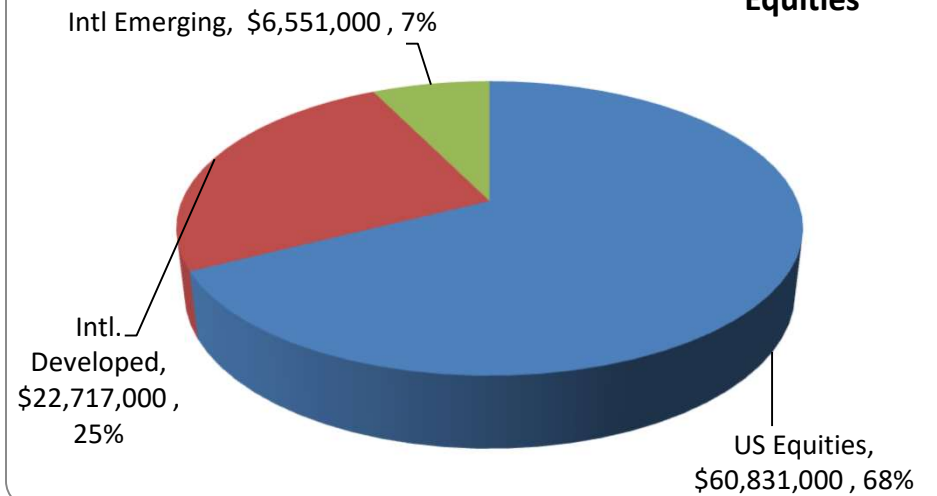
INSPIRED GIVING ~ CLOSE TO HOME AND AROUND THE WORLD

Period Ending 6/30/2023

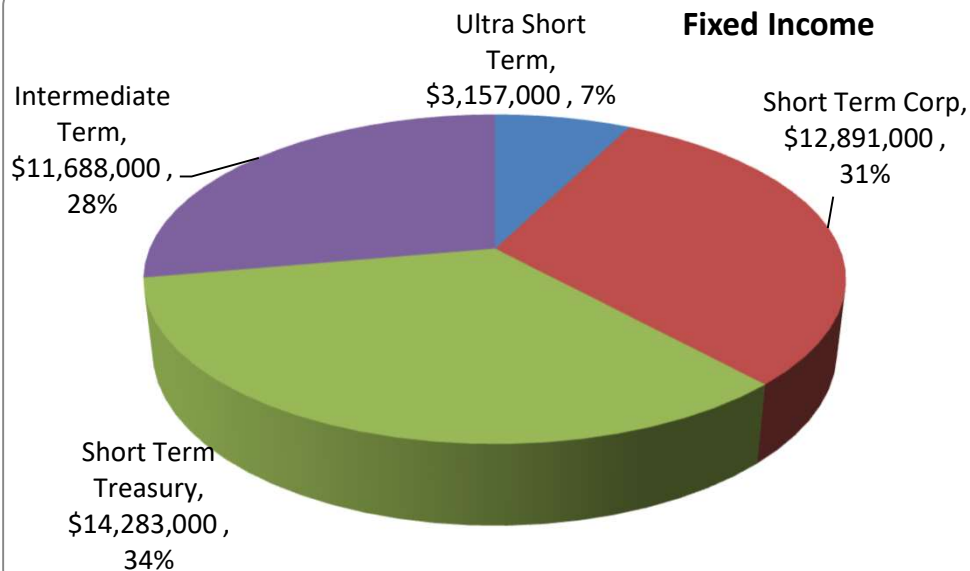
## Asset Allocation



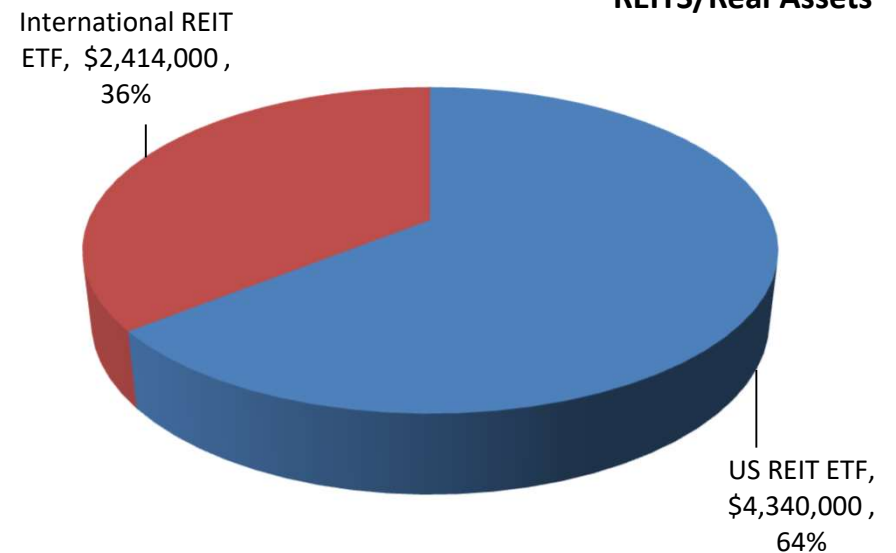
## Equities



## Fixed Income



## REITS/Real Assets





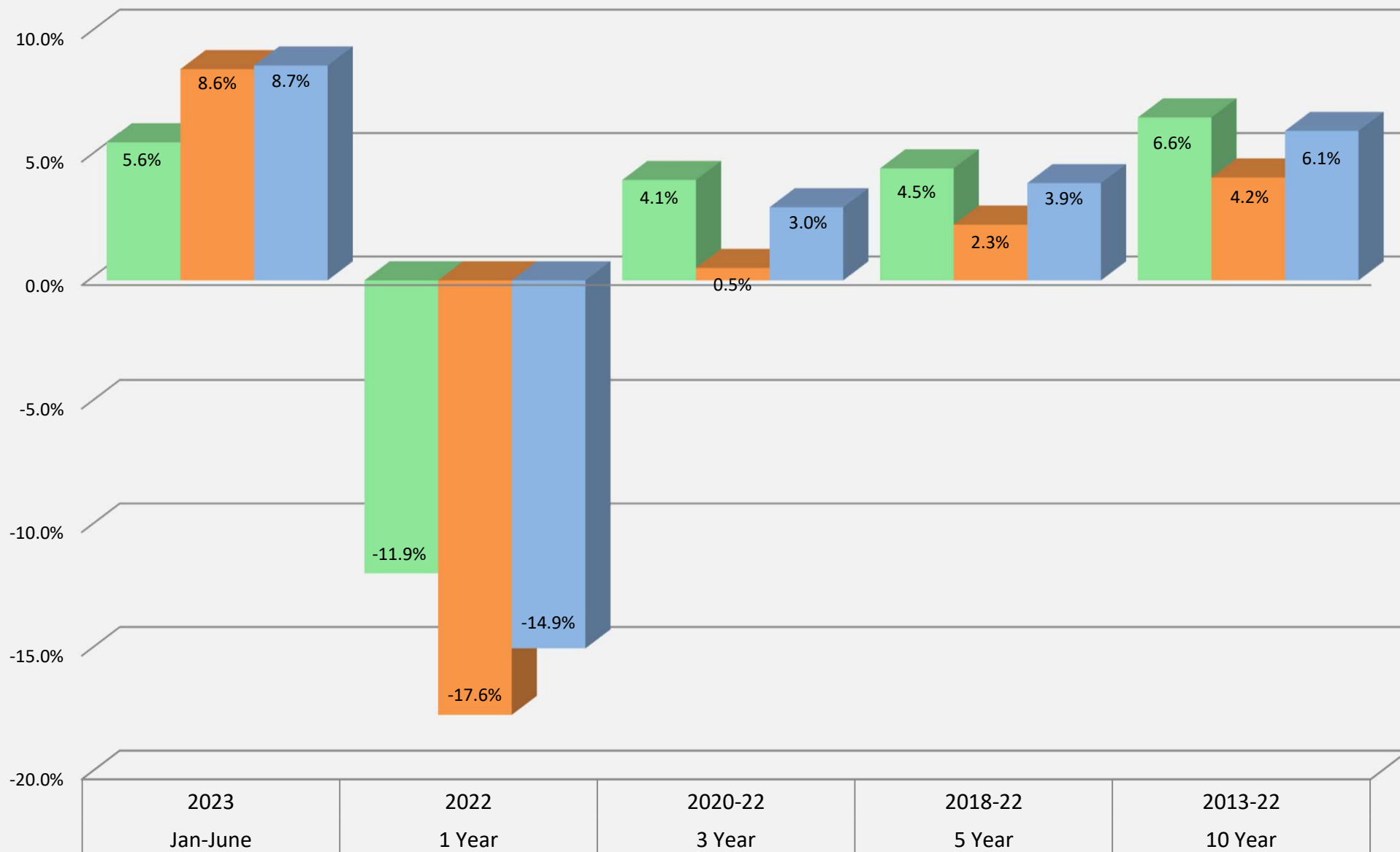
# Rancho Santa Fe FOUNDATION

INSPIRED GIVING - CLOSE TO HOME AND AROUND THE WORLD

Rancho Santa Fe Foundation

ACWI/Bloomberg/MSCI RE 25-50 Blended Benchmark

FAOG - Same Size Median Return



All information provided herein is obtained from sources believed to be reliable, but no guarantee is made with respect to its accuracy, nor does it suggest a guarantee of future performance or constitute a recommendation or investment advice.